






STAINLESS STEEL SPORTY DOWN TYPE MUFFLER for SUPER CUB110

CODE	543-1429400
APPLICATION	SUPER CUB 110 / PRO ※(JA07) / SUPER CUB 110 / CROSS CUB / PRO (JA10)
REMARK	※Center stand stopper is required in case of (JA07) PRO model.

●Thank you for purchasing Kitaco product. Read and understand the instruction before installing.

ATTENTION (MUST READ)

- This product increases exhausting system and bring out special performance. However, setting up is required. If you don't, it might cause of decrease performance, burning and trouble. Please understand before installing.
- This product is designed and made exclusive for application vehicles, do not use other models.
- Please ride carefully after installation.
- Do not modify the way which is not listed or it will cause damage and trouble.
- We are not responsible for violation of law or damages and accidents caused by assembling mistake and improper setting.
- Refer to the manufacturer service manual when installation.
- Bolts and nuts may get loosen by engine vibration. Make sure not to loosen any bolts and nuts before driving.

	This sheet is intended for the person who has basic knowledge for maintenance. Do not operate if you do not have skill and knowledge.		Do not touch the engine parts (cylinder, crankcase, muffler, engine oil, etc) right after engine operation. Make sure to start the installation after the engine parts are completely cool.		FLAMMABLES Inflammable high gasoline is used during operation.
	Do not modify the way which is not listed or it will cause damage and trouble.		The shape is different from genuine one, please be careful of burning until get used to it.		

※ () is 1SET QTY.

ATTACHED PARTS				
	NAME	CODE	QTY	
	STAINLESS STEEL SPORTY DOWN TYPE MUFFLER	-	× 1	
OPTION PARTS (SOLD SEPERATELY)				
OP1	MUFFLER GASKET (XH-06)	963-1000006	(× 2)	
	CENTER STAND STOPPER FOR SUPER CUB 110 Pro	544-1424390	× 1	
	FLANGE NUT 10mm	-	(× 2)	
OP2	BUTTON CAP 10 × 15 (P1.25)	100-0551015	(× 2)	
	STAND STOPPER	-	(× 1) (FNo,JA07)	

HOW TO TAKE CARE

- This product is made by stainless steel. Do not leave with wet. It might cause of rust.

210323 Y-N

(This instruction sheet is just a reference, please refer to the manufacturer service manual.)

※Basically, reuse genuine parts if it is unattached. If there is a hard degradation like a blem, fatigue and wear etc on the reuse parts, please change to new ones.

●Install Kitaco muffler temporarily with installing attached parts. (Refer to the illustration.)

※Recommend to change muffler gasket to new one (sold separately).

※When installing muffler, removing step ease to install.

●Install removed normal parts, then tighten with specified torque while adjusting each parts.

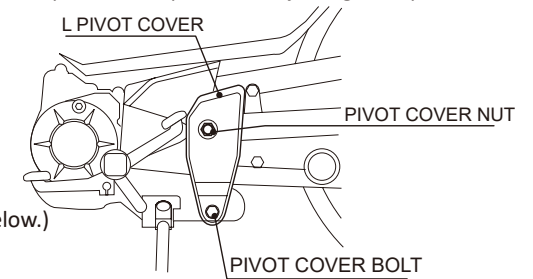
Make sure not to leak exhaust.

INSTALLATION ILLUSTRATION

POINT!

If it is difficult to install muffler correctly, please move pivot shaft to swingarm side and install temporarily. (Refer to the illustration below.)

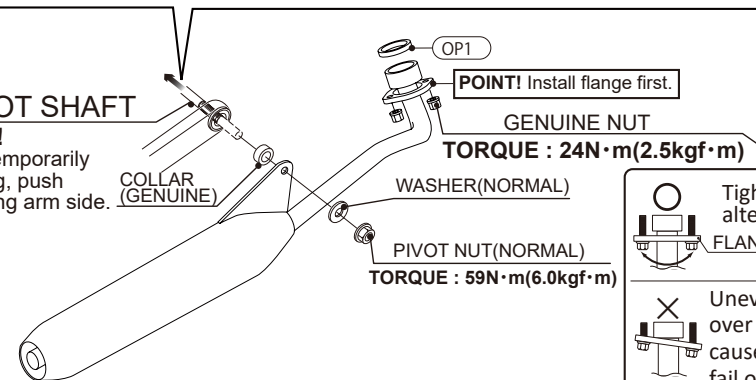
When moving pivot shaft, remove left side L pivot cover.





PIVOT SHAFT

POINT!

When temporarily installing, push into swing arm side.



 Tighten nuts alternately evenly!
FLANGE

 Uneven tightening or over tighten may cause of installation fail or breaking flange.

In case of Pro model

※CENTER STAND STOPPER (sold separately) REQUIRED.

CENTER STAND STOPPER (CODE : 676-1428390)

