

WIDE CHAIN GUIDE PLATE

CODE	APPLICATION
683-1300400	GROM (JC61/75) / MONKEY125 (JB02) / SUPER CUB C125 (JA48) / CT125 HUNTER CUB (JA55)

- Thank you for purchasing Kitaco product.
Read and understand the instruction before installing.

ATTENTION (MUST READ)

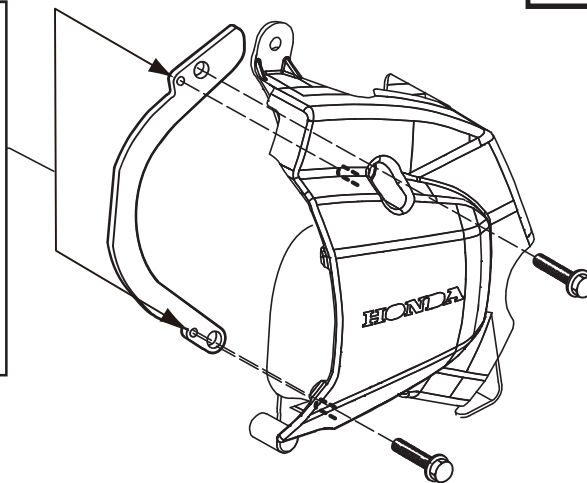
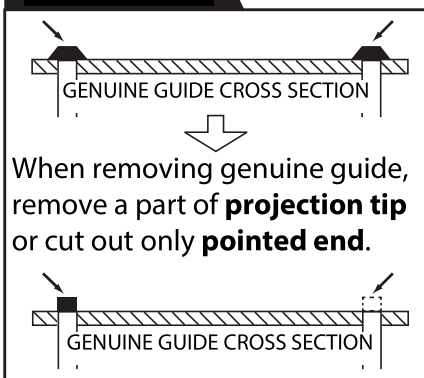
- This product is designed and made exclusive for application vehicles, do not use other models. Do not modify the way which is not listed or it will cause damage and trouble.
- We are not responsible for violation of law or damages and accidents caused by assembling mistake and improper setting.
- Please ask authorized mechanic for assembling and setting.
- Bolts and nuts may get loosen by engine vibration. Make sure not to loosen any bolts and nuts before driving.
- This instruction sheet is for the instruction for genuine condition.
- ※ Metal/resin products get discolored/rust for ages as well as how to use. Please understand when using.

※ Refer to the manufacturer service manual when installation.

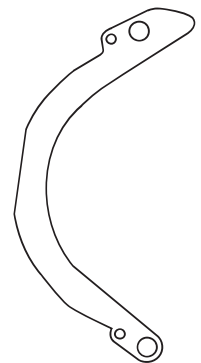
PACKING LIST

NAME	QTY
GUIDE PLATE	1

GROM CASE



BLACK



- Remove genuine chain guide from drive sprocket cover.
(In case of GROM, the chain guide might be fixed to drive sprocket cover, remove the projection tip as much as you can to remove chain guide.)