

POWER SUPPLY EXTRACT HARNESS

(HONDA type-9) CODE : 756-9000180

APPLICATION (HONDA representative model) ※ Only for Japanese domestic specification.
GB350/S, etc

ATTENTION! Not for high current accessories such as amplifier, compressor, etc.

Thank you for purchasing Kitaco product. Read and understand the instruction before installing.

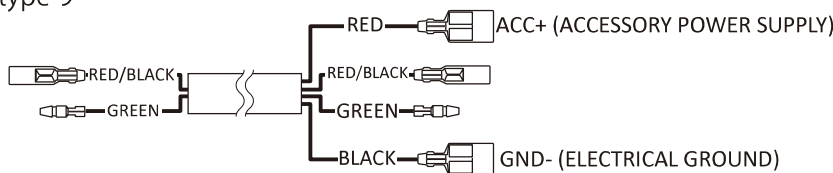
ATTENTION! (MUST READ)

- ▼ Install POWER SUPPLY EXTRACT HARNESS, referring to instruction below.
- We are not responsible for violation of law or damages and accidents caused by assembling mistake and improper setting.
- Please ask authorized mechanic for assembling and setting. Ask a specialist at specialty shop if you do not understand the role of the surrounding parts.
- Refer to the manufacturer service manual when installation.
- This product is designed and made exclusive for application vehicles, do not use other models.
- Make sure there is no abnormal thing in vehicle and engine starts normally.
- Make sure there is no bolt/ nut/ coupler/ terminal left or loosen before riding.
- Please give this instruction sheet together when your vehicle is sold.
- ※ **Not for high current accessories such as amplifier, compressor, etc.**



This instruction sheet is for the person who has basic knowledge for maintenance.
Do not operate if you do not have skill and knowledge.

type-9




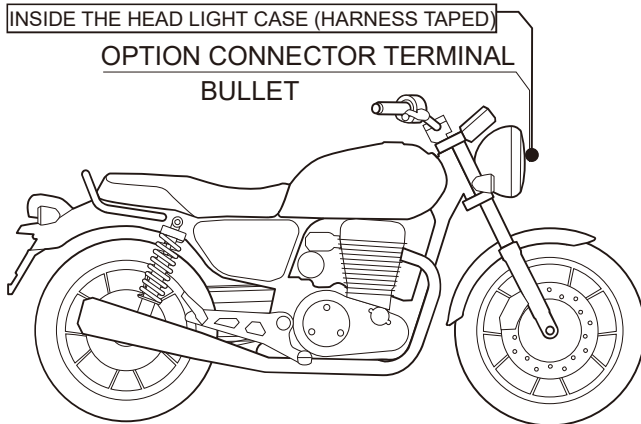
○ Connect to same color option harness on vehicle side.
※ Using (HONDA) CA/CB, CA/CW 103 bullet terminal for harness bullet terminal.

SOLD SEPARATELY	K·CON BULLET TERMINAL SET (CA/CB 103/HONDA) 0900-755-01000
-----------------	--

MODEL	SUPPLY EXTRACT POINT	CONNECTOR / COUPLER POSITION
GB350/S (NC59)	OPTION CONNECTOR TERMINAL BULLET/3P COUPLER	INSIDE THE HEAD LIGHT CASE (HARNESS TAPED)

GB350

GB350S



230331



3-8-13 NAGATA,
HIGASHI-OSAKA,
OSAKA, JAPAN