

POWER SUPPLY EXTRACT HARNESS

(SUZUKI type-3)

CODE:756-9000220

APPLICATION

(SUZUKI deputation motorcycle)

KATANA (GT79B) • GSX-R1000 ('17) • ST250 (NJ4CA) • GSX-R125 (DL33B) / GSX-S125 (DL32B) etc.

ATTENTION

※NOT FOR HIGH CURRENT ACCESSORIES SUCH AS AMPLIFIER & COMPRESSOR etc.

Thank you for purchasing Kitaco product. Read and understand the instruction before installing.

☐ATTENTIONS (MUST READ)

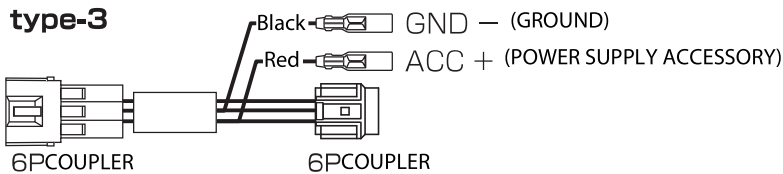
▼Install POWER SUPPLY EXTRACT HARNESS, referring to below instruction.

- We are not responsible for violation of law of or damages and accidents caused by assembling mistake and improper setting.
- Please ask authorized mechanic for assembling and setting. Ask a mechanic or a specialist at a specialty shop for assembling and setting if you do not understand the role of the surrounding parts.
- Refer to the SUZUKI service manual for each vehicle when installing.
- POWER SUPPLY EXTRACT HARNESS is designed and made exclusive for KATANA (GT79B) • GSX-R1000 ('17) • ST250 (NJ4CA) • GSX-R125 (DL33B) / GSX-S125 (DL32B) etc, do not use on other models.
- Make sure there is no abnormal thing in vehicle and engine starts normally.
- Make sure there is no bolt / nut / coupler terminal left or loosen before running.
- Please give this instruction together when your vehicle is sold.

※NOT FOR HIGH CURRENT ACCESSORIES SUCH AS AMPLIFIER & COMPRESSOR etc.



This instruction sheet is for the person who has basic knowledge for maintenance. Do not operate if you do not have skill and knowledge.




GSX-R1000 ('17)

Under the tandem seat near the frame

Fault diagnosis connector

6P COUPLER

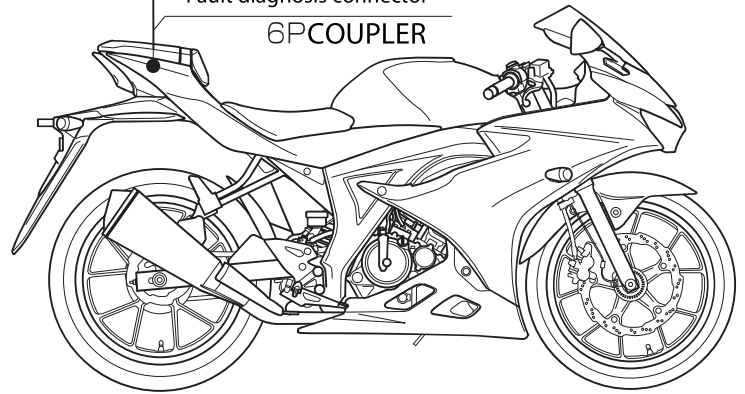


GSX-R125/GSX-S125

Near the under tandem seat

Fault diagnosis connector

6P COUPLER



SUZUKI	SUPPLY EXTRACT POINT	CONNECTOR / COUPLER POSITION
KATANA (GT79B)	6P COUPLER (Fault diagnosis harness)	Under the seat
GSX-R1000 ('17)		Near the frame under tandem seat
ST250 (NJ4CA)		In right side cover
GSX-R125 (DL33B)		Under the tandem seat
GSX-S125 (DL32B)		