

POWER SUPPLY EXTRACT HARNESS (YAMAHA type-1) CODE:756-9000300

APPLI CATION (YAMAHA deputation motorcycle)※Only for domestic specification CYGNUS X (SE44J/SEA5J/SED8J)・JOG-DX/-ZR (SA39J/SA56J/SA58J)・AXIS Z (SED7J)・MAJESTY S (2LD/SG28J)

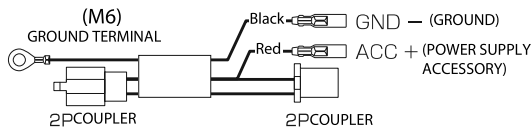
ATTENTION ※NOT FOR HIGH CURRENT ACCESSORIES SUCH AS AMPLIFIER & COMPRESSOR etc.

Thank you for purchasing Kitaco product. Read and understand the instruction before installing.

ATTENTIONS (MUST READ)

- ▼Install POWER SUPPLY EXTRACT HARNESS, referring to below instruction.
 - We are not responsible for violation of law of or damages and accidents caused by assembling mistake and improper setting.
 - Please ask authorized mechanic for assembling and setting. Ask a mechanic or a specialist at a specialty shop for assembling and setting if you do not understand the role of the surrounding parts.
 - Refer to the YAMAHA service manual for each vehicle when installing.
 - POWER SUPPLY EXTRACT HARNESS is designed and made exclusive for specific models, do not use on other models.
 - Make sure there is no abnormal thing in vehicle and engine starts normally.
 - Make sure there is no bolt / nut / coupler terminal left or loosen before running.
 - Please give this instruction together when your vehicle is sold.
- ※NOT FOR HIGH CURRENT ACCESSORIES SUCH AS AMPLIFIER & COMPRESSOR etc.

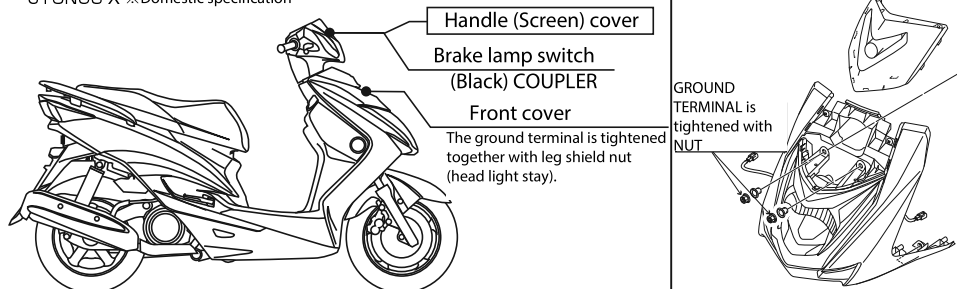
This instruction sheet is for the person who has basic knowledge for maintenance. Do not operate if you do not have skill and knowledge.



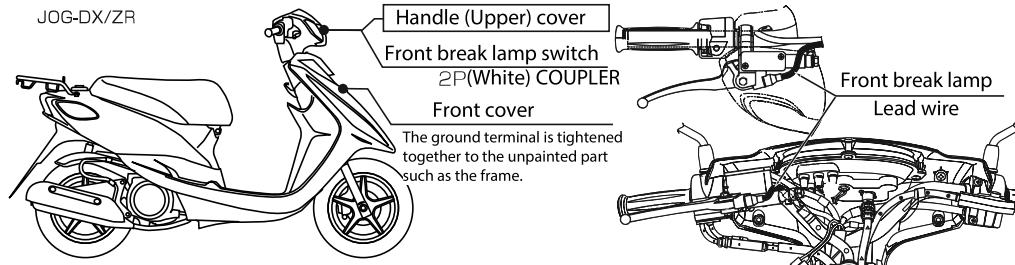
ATTENTION!

※Compare with GND and ACC within voltage of POWER SUPPLY EXTRACT HARNESS.
There are difference of voltage, round terminal frame ground is bud, change the installation place.

CYGNUS-X ※Domestic specification



JOG-DX/ZR

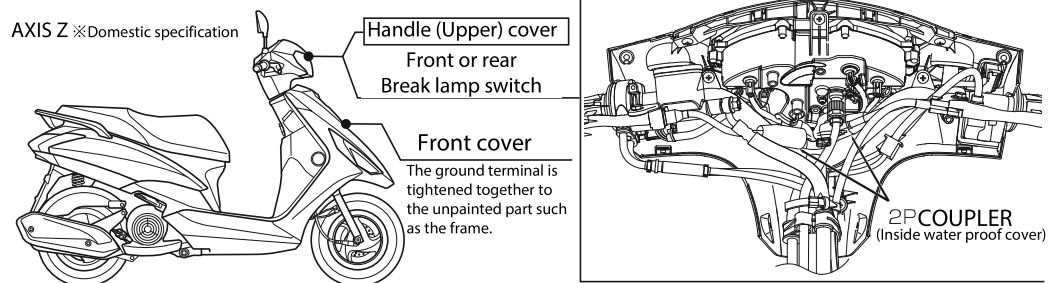


POWER SUPPLY EXTRACT HARNESS (YAMAHA type-1) CODE:756-9000300

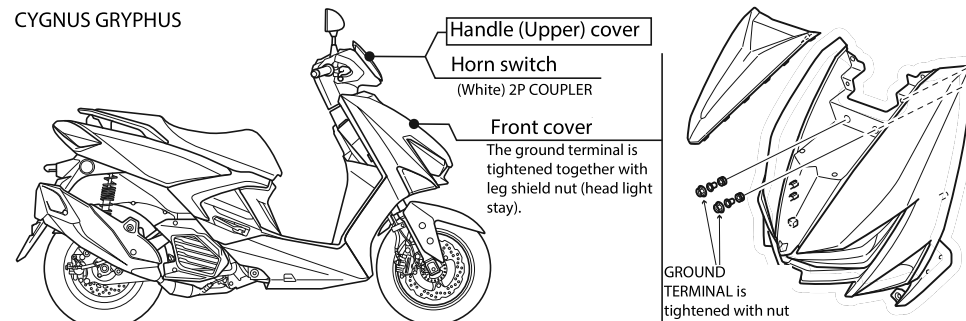
APPLI CATION (YAMAHA deputation motorcycle)※Only for domestic specification CYGNUS X (SE44J/SEA5J/SED8J)・JOG-DX/-ZR (SA39J/SA56J/SA58J)・AXIS Z (SED7J)・MAJESTY S (2LD/SG28J)

ATTENTION ※NOT FOR HIGH CURRENT ACCESSORIES SUCH AS AMPLIFIER & COMPRESSOR etc.

AXIS Z ※Domestic specification



CYGNUS GRYPHUS



APPLICATION	SUPPLY EXTRACT POINT	CONNECTOR / COUPLER POSITION
MAJESTY S	2P COUPLER (Break lamp switch)	Near the back to key cylinder (inside connector cover) The ground terminal is tightened together to the unpainted part such as the frame.